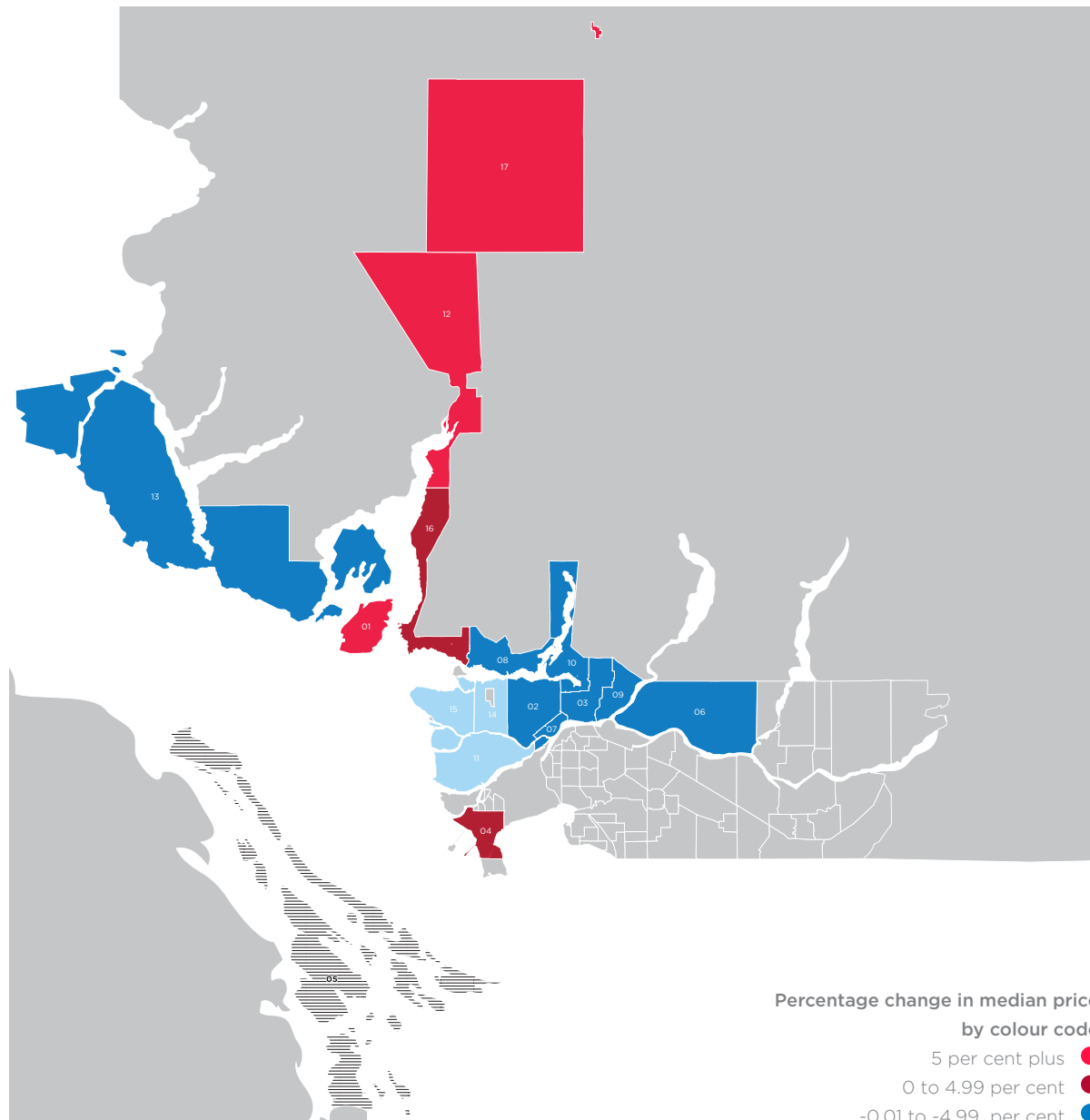


REMAX 2025 Greater Vancouver & Fraser Valley Hot Pocket Communities

Median Price — Detached properties by Greater Vancouver Area neighbourhood

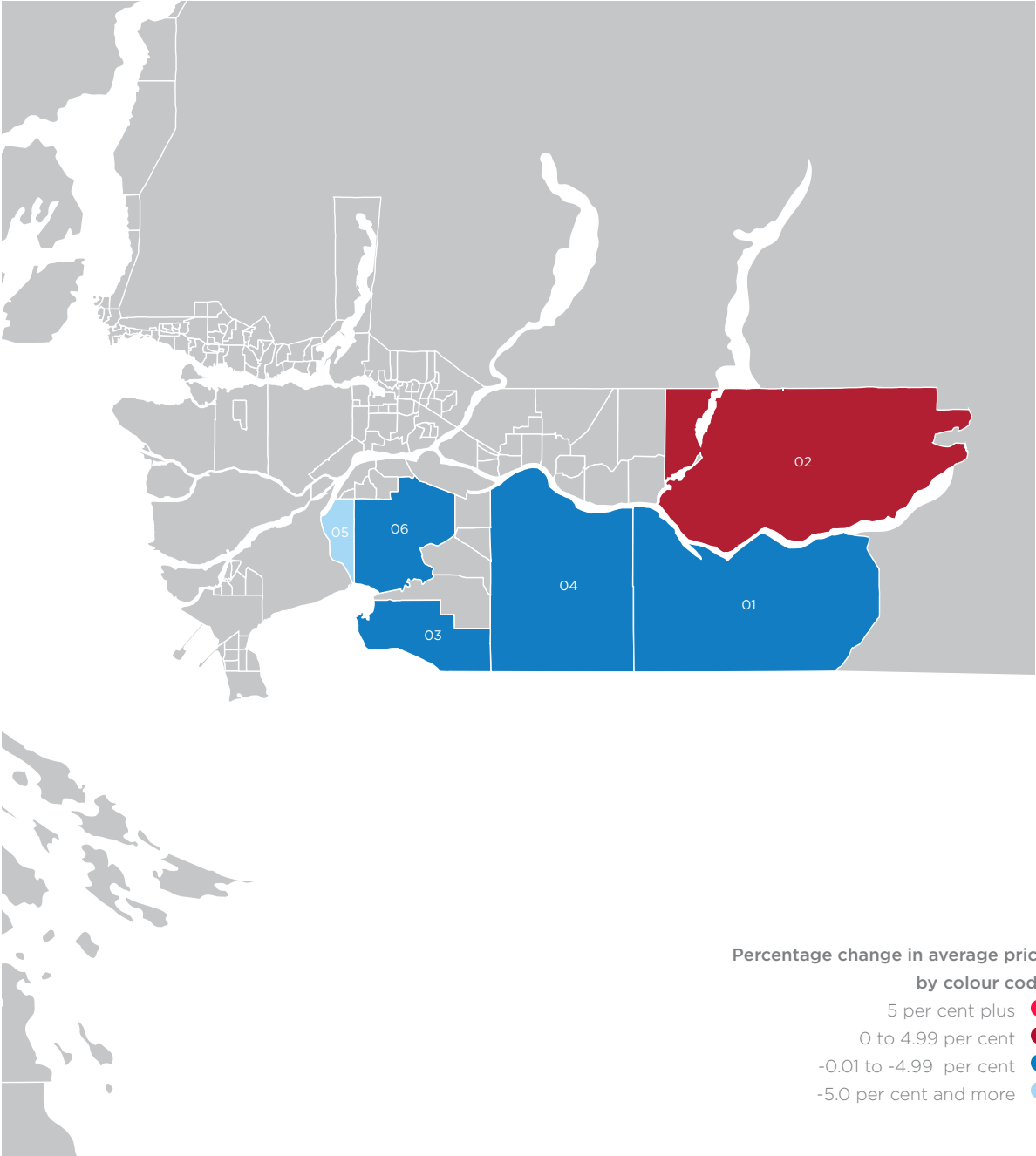
Greater Vancouver Area	*2025	*2024	%+/-
01 Bowen Island	\$1,500,000	\$1,375,000	9.1%
02 Burnaby	\$2,120,000	\$2,160,000	-1.9%
03 Coquitlam	\$1,705,000	\$1,790,000	-4.7%
04 Delta-South	\$1,509,523	\$1,494,000	1.0%
05 Islands-Gulf	\$852,500	N/A	N/A
06 Maple Ridge/ Pitt Meadows	\$1,270,000	\$1,290,000	-1.6%
07 New Westminster	\$1,505,000	\$1,555,000	-3.2%
08 North Vancouver	\$2,175,000	\$2,275,000	-4.4%
09 Port Coquitlam	\$1,429,950	\$1,465,000	-2.4%
10 Port Moody/ Belcarra	\$1,850,000	\$1,899,000	-2.6%
11 Richmond	\$1,950,000	\$2,100,000	-7.1%
12 Squamish	\$1,690,000	\$1,570,000	7.6%
13 Sunshine Coast	\$902,881	\$945,857	-4.5%
14 Vancouver East	\$1,860,768	\$1,974,950	-5.8%
15 Vancouver West	\$3,334,000	\$3,557,500	-6.3%
16 West Vancouver/ HoweSound	\$2,998,000	\$2,922,200	2.6%
17 Whistler/ Pemberton	\$2,633,500	\$2,350,000	12.1%



2025 Greater Vancouver & Fraser Valley Hot Pocket Communities

Average Price — Detached properties by Fraser Valley market

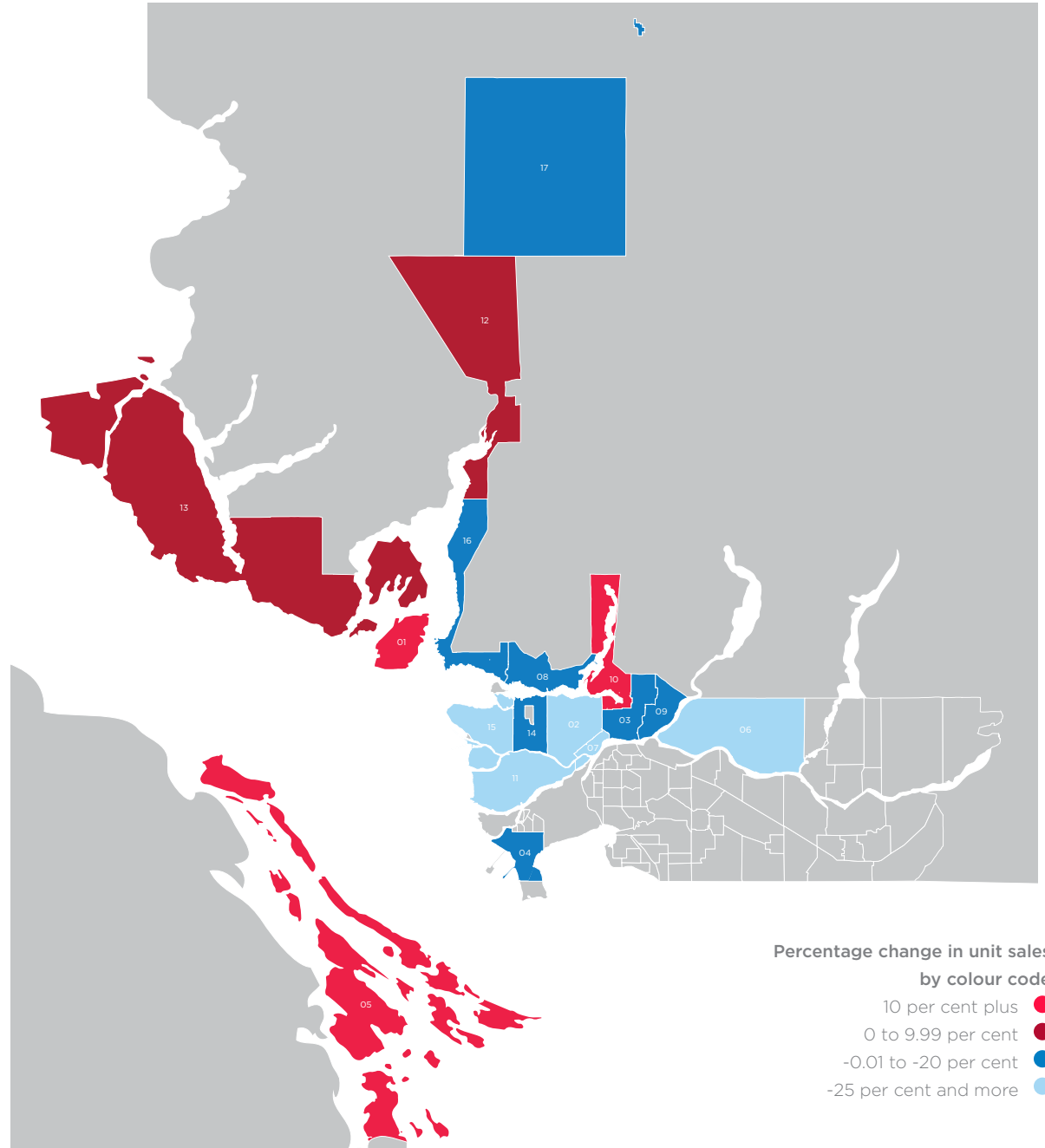
	*2025	*2024	%+/-
Fraser Valley			
01 Abbotsford	\$1,205,412	\$1,210,276	-0.4%
02 Mission	\$1,052,454	\$1,044,926	0.7%
03 White Rock/ South Surrey	\$1,987,548	\$2,017,923	-1.5%
04 Langley	\$1,611,888	\$1,614,332	-0.2%
05 Delta North	\$1,429,438	\$1,522,699	-6.1%
06 City of Surrey	\$1,677,079	\$1,679,907	-0.2%



REMAX 2025 Greater Vancouver & Fraser Valley Hot Pocket Communities

Unit Sales — Detached properties by Greater Vancouver Area neighbourhood

Greater Vancouver Area	*2025	*2024	%+/-
01 Bowen Island	29	26	11.5%
02 Burnaby	215	325	-33.8%
03 Coquitlam	270	327	-17.4%
04 Delta-South	177	182	-2.7%
05 Islands-Gulf	22	18	22.2%
06 Maple Ridge/ Pitt Meadows	395	541	-27.0%
07 New Westminster	62	85	-27.1%
08 North Vancouver	371	379	-2.1%
09 Port Coquitlam	117	136	-14.0%
10 Port Moody/ Belcarra	76	58	31.0%
11 Richmond	305	415	-26.5%
12 Squamish	93	89	4.5%
13 Sunshine Coast	236	223	5.8%
14 Vancouver East	388	475	-18.3%
15 Vancouver West	296	439	-32.6%
16 West Vancouver/ HoweSound	173	213	-18.8%
17 Whistler/ Pemberton	48	56	-14.3%



2025 Greater Vancouver & Fraser Valley Hot Pocket Communities

Unit Sales — Detached properties by Fraser Valley market

	*2025	*2024	%+/-
Fraser Valley			
01 Abbotsford	330	387	-14.7%
02 Mission	180	216	-16.7%
03 White Rock/ South Surrey	292	346	-15.6%
04 Langley	407	564	-27.8%
05 Delta North	117	200	-41.5%
06 City of Surrey	906	1223	-25.9%

